


2011 - 2012

NEVE



AREF

 L'IMPRONTA SICURA





LAPPON 9

La catena da neve a cavo flessibile
Battistrada a rombo con
dispositivo di tensione autobloccante

Snow chain with flexible steel cable
Diamond pattern chain
with stop device for hooking chain



1
Far passare il cavo dietro la ruota
Pass the yellow side of the cable behind the wheel



2
Chiudere il cavo all'esterno
Engage the cable-hook from the outside

CATENE DA NEVE SNOW CHAIN WITH

CATENA A ROMBO IN ACCIAIO LEGATO DIAMOND PATTERN CHAIN IN ALLOY STEEL

**MONT
FACIL
EASY F**



- * Catene ad ingombro interno 9 mm particolarmente adatto alle autovetture di nuova produzione
- * Si montano rapidamente senza spostare la vettura
- * Maglie compatte a sezione "D" per una migliore tenuta su neve e ghiaccio
- * Catenella di tensione gialla da innestare nel dispositivo autobloccante rosso
- * Catena completamente zincata con laterale azzurro
- * Cavo flessibile ricoperto con tubo in plastica colorata
- * Istruzioni di montaggio plastificate
- * Maglie di riparazione e guanti in plastica

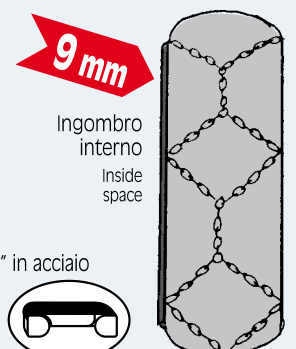
- * Snow chains with lower profile 9 mm. They are especially good for car of new generation
- * Can be easily mounted and removed without moving the veicle
- * Excellent road-holding on snow and ice thanks to the cross chains in "D" shape
- * Yellow hooking chain above to put into red stop device
- * Chain entirely galvanized with blu side chain
- * Flexible steel cable covered by colored plastic
- * Water proof mounting instructions
- * Repair links and plastic gloves

Confezione
Packaging

3 coppie
pairs



2





3

Aggiungere la catena
Hook the side chain



4

Tendere la catena.
Tighten the chain.



La catena da neve a cavo flessibile
Battistrada a rombo con dispositivo
di tensione autobloccante

Snow chain with flexible steel cable
Diamond pattern chain
with stop device for hooking chain



CAVO FLESSIBILE

FLEXIBLE STEEL CABLE

AGGIUNTO
FITTING

CATENA A ROMBO IN ACCIAIO LEGATO DIAMOND PATTERN CHAIN IN ALLOY STEEL



- * Si montano rapidamente senza spostare la vettura
- * Maglie compatte a sezione "D" per una migliore tenuta su neve e ghiaccio
- * Catenella di tensione gialla già innestata nel dispositivo autobloccante rosso
- * Catena completamente zincata con laterale azzurro
- * Cavo flessibile ricoperto con tubo in plastica colorata
- * Istruzioni di montaggio plastificate
- * Maglie di riparazione e guanti in plastica

- * Can be easily mounted and removed without moving the vehicle
- * Excellent road-holding on snow and ice thanks to the cross chains in "D" shape
- * Yellow hooking chain above included into red stop device
- * Chain entirely galvanized with blue side chain
- * Flexible steel cable covered by colored plastic
- * Water proof mounting instructions
- * Repair links and plastic gloves

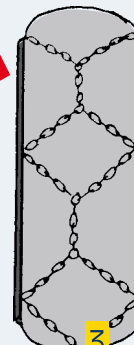
Confezione
Packaging

3 coppie
pairs



12 mm

Ingombro
interno
Inside
space



Maglia a sez "D" in acciaio
al manganese
Link in "D"-shape
manganese steel



3



ARTIC 12

La catena da neve a cavo flessibile
Battistrada a scala con
dispositivo di tensione autobloccante

*Snow chain with flexible steel cable
Ladder cross chain
with stop device for hooking chain*



1

Far passare il cavo dietro la ruota
Pass the yellow side of the cable behind the wheel



2

Chiudere il cavo all'esterno
Engage the cable-hook from the outside

CATENE DA NEVE SNOW CHAIN WITH

CATENA A SCALA IN ACCIAIO LEGATO LADDER CHAIN IN ALLOY STEEL

**MONT
FACIL
EASY F**



- * Si montano rapidamente senza spostare la vettura
- * Catena interamente zincata con traversi a sezione "D" in acciaio al manganese
- * Catena laterale azzurra
- * Catenella di tensione gialla già innestata nel dispositivo autobloccante rosso
- * Cavo flessibile ricoperto con tubo in plastica colorata
- * Istruzioni di montaggio plastificate
- * Maglie di riparazione e guanti in plastica

- * *Can be easily mounted and removed without moving the veicle*
- * *Chain entirely galvanized with cross chain in "D" shape manganese steel wire*
- * *Blu side chain*
- * *Yellow hooking chain above included into red stop device*
- * *Flexible steel cable covered by colored plastic*
- * *Water proof mounting istructions*
- * *Repair links and plastic gloves*

Confezione
Packaging

3 coppie
pairs

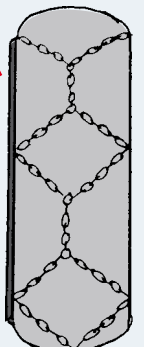


4



12 mm

Ingombro
interno
Inside
space



Maglia a sez "D" in acciaio
al manganese
Link in "D"-shape
manganese steel





3
 Agganciare la catena
 Hook the side chain



4
 Tendere la catena.
 Tighten the chain.



**La catena da neve a cavo flessibile
 Battistrada con dispositivo
 di tensione autobloccante**

**Snow chain with flexible steel cable
 Ladder cross chain
 with stop device for hooking chain**

CAVO FLESSIBILE
 FLEXIBLE STEEL CABLE



**AGGIO
 ITATO**
 FITTING

CATENA A ROMBO IN ACCIAIO LEGATO **DIAMOND PATTERN CHAIN IN ALLOY STEEL**



- * Si montano rapidamente senza spostare la vettura
- * Maglie compatte a sezione "D" per una migliore tenuta su neve e ghiaccio
- * Catenella di tensione gialla già innestata nel dispositivo autobloccante rosso
- * Catena completamente zincata con laterale azzurro
- * Cavo flessibile ricoperto con tubo in plastica colorata
- * Istruzioni di montaggio plastificate
- * Maglie di riparazione e guanti in plastica

- * *Can be easily mounted and removed without moving the vehicle*
- * *Excellent road-holding on snow and ice thanks to the cross chains in "D" shape*
- * *Yellow hooking chain above included into red stop device*
- * *Chain entirely galvanized with blue side chain*
- * *Flexible steel cable covered by colored plastic*
- * *Water proof mounting instructions*
- * *Repair links and plastic gloves*

Confezione
 Packaging

1 coppia
 pair

Maglia a sez "D" in acciaio
 al manganese
 Link in "D"-shape
 manganese steel



LISTINO PREZZI FUORISTRADA, TRASPORTI LEGGERI IVA ESCLUSA
PRICE LIST 4WD AND SMALL COMMERCIAL VEHICLES EX ITALIAN TAX



GR	MISURE PNEUMATICI / TIRES SIZES										€/cad
	14"	15"	16"	16.5"	17"	17.5"	18"	19"	19,5"	20"	
B	175-14 175/75-14 175/80-14 185/70-14 650-14										150
D	185-14 185/75-14 185/80-141 195/70-14 200-14 205/65-14 215/65-14 700-14	640-15 165-15 175/80-15									159
E10	195-14 195/75-14 670-14 205/70-14 215/70-14	185-15 195/70-15 205/65-15	175-16 175/75-16 195/65-16 175/80-16								161
E20	205-14 205/75-14 245/60-14	195-15 195/75-15 195/80-15 205/75-15 215/70-15 205/70-15 215/65-15	185/75-16 205/65-16								164
G	215-14 215/75-14 750-14	205/80-15 225/70-15 670-15 215/75-15 GR 78x15	185-16 195/75-16 205/70-16 215/65-16 215/70-16 195-16 600-16 640-16	8.00-16.5							169
H	228 65/17	215-15 215/80-15 225/75-15 255/60-15 700-15 H.R. 78x15 235/70-15	195-16 205-16 205/75-16 205/80-16 235/60-16 650-16 225/65-16 700-16			7-17.5 205/65-17.5					176
M10		235/70-15 235/75-15 28x9-15	215-16 215/75-16 225/70-16 205-16 215/80-16 225/75-16	650-16.5	650-17 225/60-17						188
M15		8.40-15 30x9.50-15 255/70-15	235/70-16 215/85-16		235/65-17 205/75-17.5						200
M20		265/70-15 750-15 9-15	235/80-16 245/75-16 245/70-16 255/65-16 700-16 750-16		245/65-17 215/75-17.5 8-17.5						211
P10		10-15 255/75-15 265/75-15 31x10.5-15	255/70-16		275/55-17 255/60-17		255/55-18 285/50-18 255/60-18	255/50-19			218
P15			235/85-16			8.5-17.5 225/75-17.5			7-19.5		221
P20		31x11.50-15	265/70-16 280/70-16 265/75-16		265/65-17			285/45-19			225
Q		825-15	825-16			9.5-17.5 235/75-17.5 245/70-17.5	700-18 750-18		8-19.5	650-20 700-20	238
S10						265/70-17.5	250/80-18		245/70-19.5		250
S15									265/70-19.5		263
S20							10.5-18 10.5/80-18 275/80-18			9.5-20	275



GR	12"	13"	14"	15"	16"	17"	18"	19"	LISTINO PREZZI IVA ESCLUSA PRICE LIST EX ITALIAN TAX		
									€	€	€
20	148/80-12 155/70-12	135/80-13 135/70-13 145/65-13 145/70-13 155/65-13 165/55-13 165/60-13 175/50-13	145/60-14						81,4	69,9	44,4
	155/80-12 165/70-12 175/70-12	145/80-13 155/70-13 165/65-13 155/55-13 160/65-13 185/50-13 195/55-13 175/55-13 205/40-13 175/60-13 185/55-13	135/80-14 175/50-14 185/45-14 195/40-14 155/65-14 165/55-14 165/60-14 195/45-14	135/70-15					84,6	73,2	46,1
30		155/80-13 165/70-13 175/65-13 185/60-13 195/50-13 225/45-13 195/55-13	145/80-14 165/65-14 175/55-14 185/50-14 205/45-14 215/40-14	145/70-15 165/55-15 165/50-15 185/45-15					87,3	75,9	47,7
	165/80-13	175/70-13 185/70-13 185/65-13 670-13 175/75-13 205/50-13 205/55-13 245/45-13	175/60-14 185/55-14 155/80-14 155/70-15 165/70-14 175/65-14 185/60-14 195/55-14 225/40-14 255/35-14	155/65-15 175/50-15 175/70-15 175/55-15 195/45-15	175/50-16 195/40-16				90,5	79,2	48,8
50		175/80-13 195/65-13 205/60-13 185/75-13 215/50-13	165/80-14 165/75-14 175/70-14 185/65-14 195/60-14 225/45-14 215/60-14 205/55-14	165/65-15 175/65-15 175/60-15 185/55-15 195/50-15 205/45-15 155/75-15	185/50-16 195/45-16 175/55-16 205/40-16 215/35-16				93,8	82,4	51,6
		195/75-13 215/60-13 225/55-13 275/45-13	175/80-14 175/75-14 185/70-14 195/65-14 215/55-14 225/50-14 205/60-14	185/60-15 195/55-15 205/50-15 175/70-15 185/65-15 185/65-15 195/60-15 165/75-15 225/40-15	215/40-16 195/50-16 205/45-16 185/55-16	205/40-17 175/55-17			97,7	85,2	53,7
60		195/80-13 205/75-13 205/80-13 225/60-13	195/70-14 205/65-14 255/55-14 185/80-14	205/55-15 215/50-15 185/70-15 195/65-15 235/35-15 205/60-15 175/75-15 225/45-15	205/50-16 195/60-16 225/45-16 175/70-16 195/55-16	215/40-17 205/45-17			100,9	88,4	54,8
		235/60-13 255/55-13	225/60-14 205/70-14 195/75-14 215/65-14 195/80-14	225/50-15 195/70-15 205/65-15 215/60-15 185/75-15 235/45-15 225/55/15	195/65-15 205/60-15 175/75-15 225/45-16 205/50-17 215/45-17 235/40-17	205/40-18 215/40-18 215/35-18		105,2	91,1	56,4	
90			215/70-14 265/75-14 245/60-14 255/60-14	205/70-15 215/65-15 225/60-15 235/50-15 195/75-15 215/70-15 225/65-15 235/60-15 195/80-15 205/75-15 245/45-15	215/55-16 225/50-16 235/45-16 185/80-16 195/75-16 235/55-15 205/65-16 215/60-16 225/55-16 235/50-16 205/70-16 195/80-16 245/45-16	225/45-17 205/55-17 225/50-17 215/50-17 245/40-17	225/45-18 225/40-18 235/40-18 225/35-18 225/50-18 205/45-18	107,4	93,8	57,4	
			215/75-14	205/80-15 245/50-15 255/45-15	215/65-16 215/70-16 225/60-16 205/75-16 220/60-16 255/45-16	215/55-17 225/55-17 235/50/17 245/45-17 255/40-17	245/40-18 235/35-18 245/35-18 255/35-18 225/30-18 255/30-18		109,5		
110				265/50-15	235/60-16	225/60-17 255/45-17 245/50-17	245/45-18 255/40-18 265/35-18 265/30-18	275/35-18 235/45-18 235/40-19 225/40-19	111,7		
120				275/50-15	235/65-16	245/55-17	245/50-18 255/45-18 275/40-18 225/45-19 245/45-19 255/40-19		113,9		
130											



AREF

TR1



TR1 (RUOTE SEMPLICI)

TR1 (SIMPLE WHEEL)

- * Catena a rombo in acciaio legato con maglie a sezione "D", interamente zincocromate
- * Tensione con catena ausiliaria
- * Imballate in sacchi di juta sintetica
- * Diamond pattern chain in alloy steel with links in "D" shape wire, entirely galvanized
- * Tension with auxiliary chain
- * Packing in synthetic jute bag



TS1

TS1 (RUOTE SEMPLICI)

TS1 (SIMPLE WHEEL)

- * Catena a scala in acciaio legato con maglie a sezione "D", interamente zincocromate
- * Tensione con catena ausiliaria
- * Imballate in sacchi di juta sintetica
- * Ladder chains in alloy steel with links in "D" shape wire, entirely galvanized
- * Tension with auxiliary chain
- * Packing in synthetic jute bag

CINGOLI

CINGOLI

EMERGENCY CHAIN

- * Catena d'emergenza con traversi in acciaio completamente zincocromati
- * Confezionati in sacchi di juta sintetica
- * N° 6 pezzi/sacco
- * Emergency chain with cross chain in alloy steel entirely galvanized
- * Packing in synthetic jute bag
- * N° 6 piece/bag



LISTINO PREZZI FUORISTRADA, TRASPORTI LEGGERI E AUTOCARRO IVA ESCLUSA

PRICE LIST 4WD, SMALL COMMERCIAL VEHICLES AND TRUCK EX ITALIAN TAX

DIMENSIONI PNEUMATICI TIRE SIZES	TR1		TS1	
	GRUPPO GROUP	€	GRUPPO GROUP	€
650-14 • 175-14 • 175/70-14 • 175/75-14			B	91
700-14 • 185-14 • 185/75-14 • 195/70-14 • 640-15			D	103
670-14 • 195-14 • 205-15 • 195/75-14 • 29x9-15 • 185-15 • 195-15 • 195/75-15 • 195/70-15 • 205/70-15 • 215/65-15 • 175-16 • 175/75-16 • 185/75-16			E	110
205/75-16 • 215/75-16			F	120
750-14 • 215-14 • 215/75-14 • 670-15 • 205/75-15 • 215/75-15 • 225/75-15 • 215/70-15 • 225/70-5			G	120
600-16 • 640-16 • 185-16 • 195-16 • 195/75-16 • 235/60-16 • 800-16.5				
700-15 • 215-15 • 235/75-15 • 245/70-15 • 225/70-15 • 225/60-15 • 255/60-15 • 650-16 • 205-16 • 205/80-16 • 225/70-16 • 235/70-16 • 245/70-16 • 7-17,5 • 225/75-16 • 205/75-17.5			H	120
750-15 • 9-15 • 31x10.5-15 • 31x11.5-15 • 255/75-15 • 265/70-15 • 700-16 • 215-16 • 245/75-16				
265/70-16 • 255/65-16 • 10x16.5 • 275/55-17 • 255/55-18 • 8-17.5 • 8.5-17.5 • 285/45-19			M	180
235/60-18 • 7.50-16 • 235/80-16 • 10/75-15.3 • 225/65-16 • 215/75-17.5				
8.40-15 • 10-15 • 235/85-16 • 245/70-17 • 225/75-17.5 • 235/75-17.5			P	183
245/70-17.5 • 7-19.5 • 8.25-16 • 8.25-15 • 280/70-16				
7.00-18 • 9.5-17.5 • 6.50-20 • 275/70-16 • 265/75-16 • 255/85-16 • 245/75-17.5 • 265/70-17.5 • 255/70-18 • 255/75-17	Q		Q	203
33x12.50-15 • 12-16.5 • 7.50-18 • 10-18 • 10.5-18 • 8-19.5 • 245/70-19.5 • 265/70-19.5 • 7.00-20 • 285/75-16	S	349	S	204
9.00-16 • 8.25-17 • 10-17.5 • 9-19.5 • 9.5-19.5 • 285/70-19.5 • 7.5-20 • 8.00-20 • 225/90-20 • 8-22.5 • 255/100-16 • 6.50-17	U	421	U	215
11.00-16 • 305/70-19.5 • 8.25-20 • 9C-20 • 9.5-20 • 9-22.5 • 245/75-22.5 • 285/60-22.5 • 8.3-24 • 300/70-20	W	460	W	247
355/50-22.5	Y	460	Y	247
12.5-18 • 12.5/80-18 • 335/80-18 • 9.00-20 • C22.5 Pilote • 10-22.5 • 275/70-22.5 • 295/70-22.5 • 295/70-22.5 • 305/60-22.5 • 315/60-22.5 • 9.5-24 • 285/70-22.5 • 320/70-20	Z	579	Z	293
295/60-22.5	J	579	J	293
10.00-20 • 12/80-20 • D20 Pilote • 11-22.5 • D22.5 Pilote • 275/80-22.5 • 305/70-22.5 • 315-70-22.5 • 385/65-20	2A	597	2A	344
11.00-20 • 13/80-20 • E20 Pilote • 12-22.5 • E22.5 Pilote • 12/80-22.5 • 315/80-22.5 • 315/75-22.5 • 305/75-24.5 • 315/75-24.5 • 315/70-24.5	2B	612	2B	348
295/80-22.5	3B	612	3B	348
12.00-20 • 14.5-20 • 11.00-22 • 13-22.5 • 10.00-24 • 385/65-22.5	2C	658	2C	392
385/55-22.5	3C	658		
F20 Pilote • 14/80-20 • 365/80-20 • 375/75-20 • 15-22.5 • 385/60-22.5	2E	792		
275/80-18 • 275/70-19.5 • 255/70-22.5	2F	593		
10.5-20 • 11.2-20	2G	687		
13.6-16 • 12.5-20 • 335/80-20 • 340/80-18	2H	789		
12.00-24 • 14/80-24 • F24 Pilote	2I	893		
360/70-20	3I	893		
14.00-20	2L	1121		
11.2/10-24 • 11.2-24	3L	750		
12.4/11-24 • 12.4-24 • 11.2/10-28 • 11.2-28	2M	860		
16/70-20 • 405/70-20 • 13.6/12-24 • 13.6-24 • 360/70-24	2N	914		
340/85-24	3N	1053		
14.9/13-24 • 14.9-24 • 385/70-24 • 380/70-24 • 380/80-24 • 380/85-24	2O	1053		

CINGOLI

DIMENSIONI PNEUMATICI TIRE SIZES	GRUPPO GROUP	€
1100-20 • 1200-20 • 12/80-20 • 12-22.5 • E22.5 • 13-22.5 • 275/80-22.5 • 295/80-22.5 • 315/80-22.5	T5	68
315/75-22.5 • 305/70-22.5 • 315/70-22.5 • 11.2-24 • 305/75-24.5 • 315/75-24.5		
315/70-19.5 • 900-20 • 1000-20 • C22.5 Pilote • D22.5 Pilote • 10-22.5 • 11-22.5 • 275/70-22.5 • 295/70-22.5	T4	65
295/60-22.5 • 305/60-22.5 • 9.5-24		
825-17 • 9-19.5 • 9.5-19.5 • 245/70-19.5 • 265/70-19.5 • 275/70-19.5 • 285/70-19.5 • 750-20 • 825-20	T3	61
9.5-20 • 8-22.5 • 9-22.05 • 225/70-22.05		
700-16 • 750-16 • 825-16 • 8-17.5 • 8.5-17.5 • 9.5-17.5 • 205/75-17.5 • 215/75-17.5 • 225/75-17.5	T2	52
235/75-17.5 • 700-18 • 7-19.5 • 8-19.5 • 650-20		
600-16 • 640-16 • 650-16 • 185-16 • 195-16 • 205-16 • 205/80-16 • 215-16 • 215/85-16 • 185/75-16	T1	41
195/75-16 • 05/75-16 • 215/75-16 • 225/75-16 • 19-400		

NEVE



AREF

 L'IMPRONTA SICURA

AREF s.r.l. via L. Vassena, 16 - 23868 Valmadrera (Lc) ITALY
tel. +39-341 582495 (4 ISDN) - fax +39-341 200241 (2 ISDN)
e-mail: info@aref.it - <http://www.aref.it>



ISO 9001:2000
Cert. n° 2420

